Instrument Care Reminders

Before putting your instrument back in its case after playing, do the following:

- Use the water key to empty water from the instrument. Blow air through it.
- Remove the mouthpiece. Once a week, wash the mouthpiece with warm tap water. Dry thoroughly.
- Wipe off the instrument with a clean soft cloth. Return the instrument to its case.

Trumpet valves occasionally need oiling. To oil your trumpet valves:

- Unscrew the valve at the top of the casing.
- Lift the valve half-way out of the casing.
- Apply a few drops of special brass valve oil to the exposed valve.
- Carefully return the valve to its casing. When properly inserted, the top of the valve should easily screw back into place.

Be sure to grease the slides regularly. Your director will recommend special slide grease and valve oil, and will help you apply them when necessary.

CAUTION: If a slide, a valve or your mouthpiece becomes stuck, ask for help from your band director or music dealer. Special tools should be used to prevent damage to your instrument.

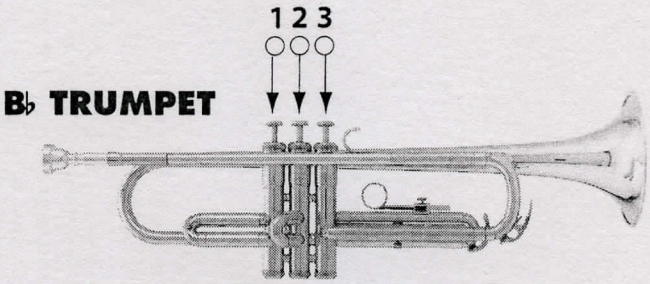

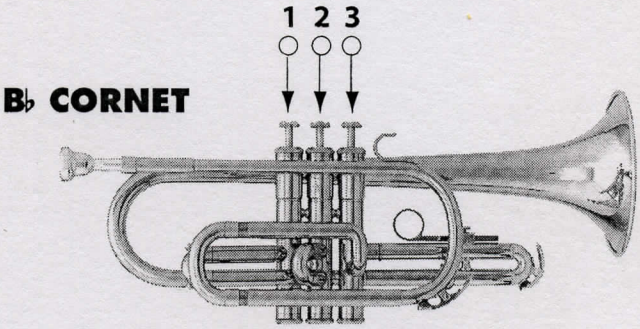

○ = Open
● = Pressed down

Instruments courtesy of Yamaha Corporation of America, Band and Orchestral Division




D
D♯ E♭
E
F
F♯ G♭
G
G♯ A♭
A
A♯ B♭
B
C
C♯ D♭
D
D♯ E♭
E
F
F♯ G♭
G
G♯ A♭
A
A♯ B♭
B
C